

Scaled data based on original data using
LM-79-08 Approved Method: Electrical and Photometric Measurements of Solid-
State Lighting Products

Test Report Prepared for
Cooper Lighting Solutions
(formerly Eaton)

Brand: McGRAW-EDISON

Report Number: P946175

Luminaire Tested: **GALN-SB1D-930-U-5NQ**

Issue Date: 1/21/2025

Test Information

Test Method: LM-79-08
Report Number: P946175
TEST IS SCALED FROM IESNA LM-79-08 TEST DATA (G2-2411-289-18)
Test Lab: INNOVATION CENTER
Issue Date: 1/21/2025
Manufacturer: COOPER LIGHTING SOLUTIONS (FORMERLY EATON)
Product Line: McGRAW-EDISON
Catalog Number: GALN-SB1D-930-U-5NQ
Description: GALLEON AREA AND ROADWAY HIGH DENSITY LED LUMINAIRE
(1) 90 CRI, 3000K, 900mA LIGHTSQUARE WITH 26 LEDS AND TYPE V NARROW OPTICS
Light Source: -
Ballast/Driver: -

Summary

Lumens per Lamp: N/A
Luminaire Lumens: 7420 lumens
Efficiency: N/A
Efficacy: 93.2 lumens/watt
Luminous Opening: Rectangular (W 0.5' x L: 0.5' x H: 0')
IES Classification: Type V - Short
BUG Rating: B3 - U0 - G1

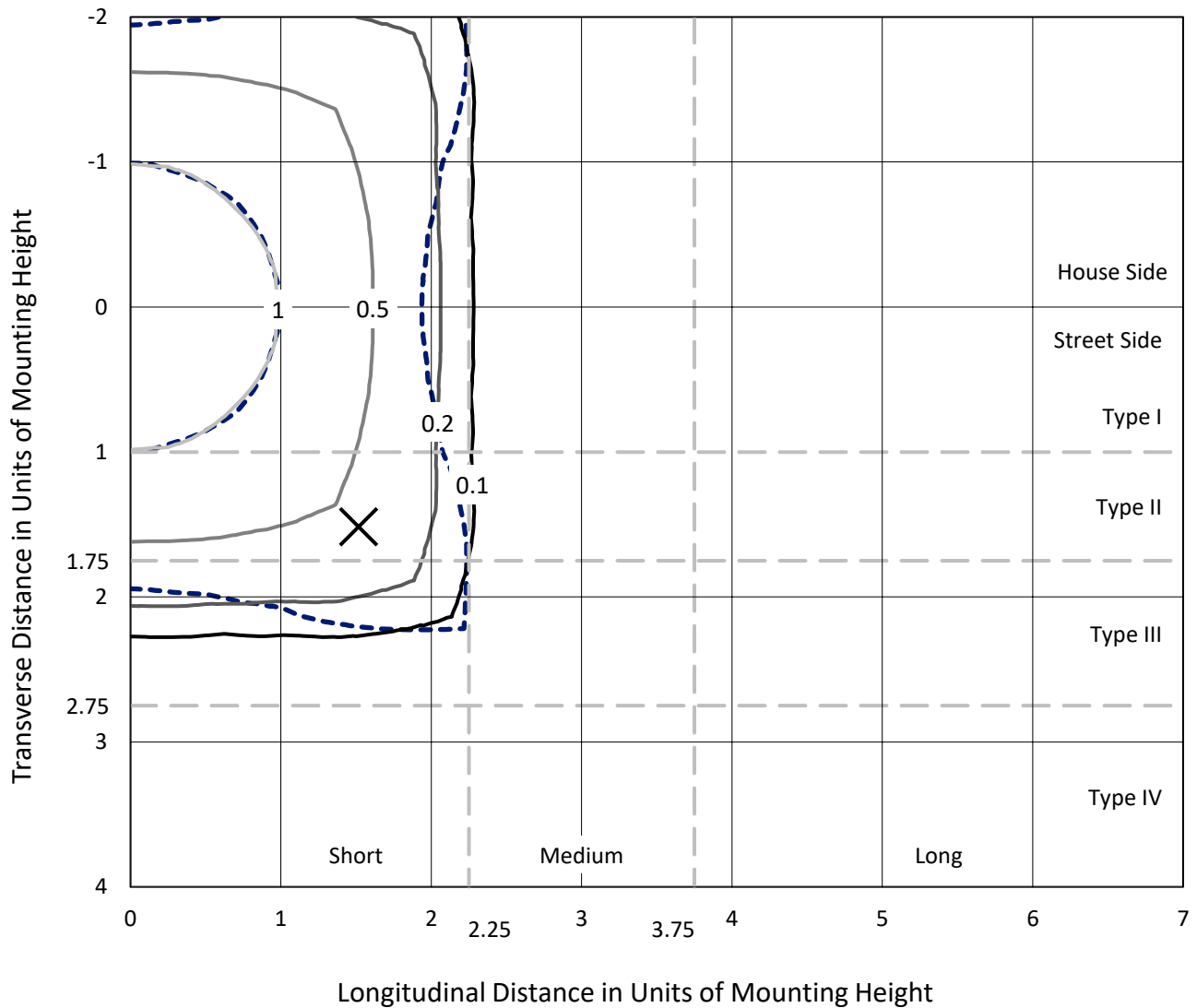
Input Watts (W): 79.6
Input Voltage (V): NR
Input Current (Ain): NR
Voltage Rise (V): NR
Power Factor: NR
Total Harmonic Distortion (THDi): NR
Frequency (hertz): 60
Stabilization Time: NR
Operation Time: NR
Ambient Temperature (°C): NR
Test Distance: 24 FT



REPORT NUMBER: P946175
 CATALOG NUMBER: GALN-SB1D-930-U-5NQ

Iso-Footcandle Lines of Horizontal Illumination

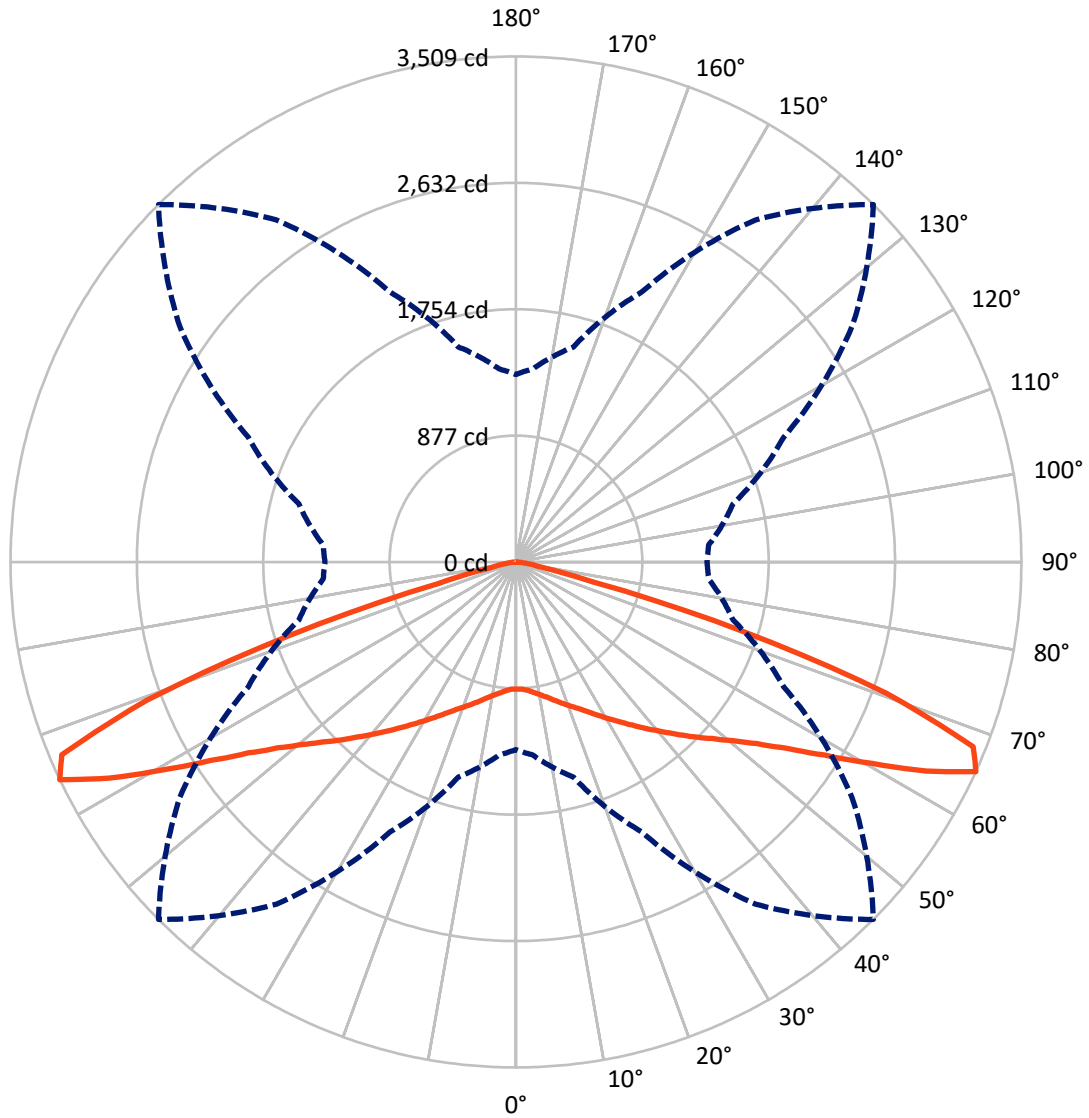
✕ Max cd
 - - - 1/2 Max cd



Based on 25 foot mounting height. Maximum calculated value = 1.4 fc
 Type V - Short - N/A

REPORT NUMBER: P946175
CATALOG NUMBER: GALN-SB1D-930-U-5NQ

Luminous Intensity Polar Plot



— Vertical Plane Through 45-Deg Lateral - - - Horizontal Cone Through 65-Deg Vertical

REPORT NUMBER: P946175
 CATALOG NUMBER: GALN-SB1D-930-U-5NQ

FLUX DISTRIBUTION:

		Downward	Upward	Total
House Side	Lumens	3710.0	0.0	3710.0
	% Fixture	50.0	0.0	50.0
Street Side	Lumens	3710.0	0.0	3710.0
	% Fixture	50.0	0.0	50.0
Total	Lumens	7420.0	0.0	7420.0
	% Fixture	100.0	0.0	100.0

ZONAL LUMENS:

Zone	Lumens	% Fixture
0°-10°	87.1	1.2
10°-20°	284.4	3.8
20°-30°	536.9	7.2
30°-40°	879.2	11.8
40°-50°	1363.2	18.4
50°-60°	2013.8	27.1
60°-70°	1916.9	25.8
70°-80°	309.3	4.2
80°-90°	29.2	0.4
90°-100°	0.0	0.0
100°-110°	0.0	0.0
110°-120°	0.0	0.0
120°-130°	0.0	0.0
130°-140°	0.0	0.0
140°-150°	0.0	0.0
150°-160°	0.0	0.0
160°-170°	0.0	0.0
170°-180°	0.0	0.0
0°-90°	7420.0	100.0
0°-180°	7420.0	100.0

Coefficient of Utilization



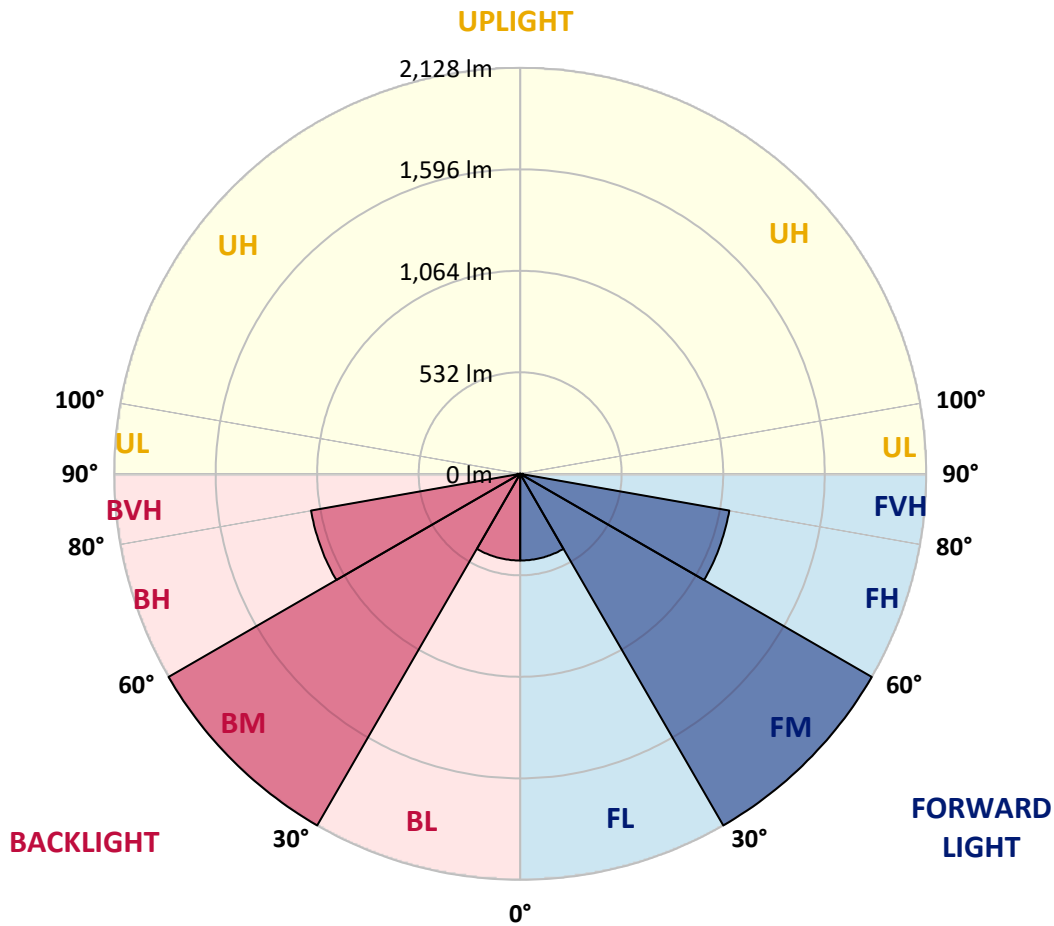
REPORT NUMBER: P946175
 CATALOG NUMBER: GALN-SB1D-930-U-5NQ

LUMINAIRE CLASSIFICATION SYSTEM LUMEN TABLE AND BUG RATING:

Zone	Lumens	% Fixture	Zone Rating/Lumen Limit		
			B	U	G
FL (0°-30°)	454.2	6.1			
FM (30°-60°)	2128.1	28.7			
FH (60°-80°)	1113.1	15.0			G1/1800
FVH (80°-90°)	14.6	0.2			G1/100
BL (0°-30°)	454.2	6.1	B1/500		
BM (30°-60°)	2128.1	28.7	B2/2500		
BH (60°-80°)	1113.1	15.0	B3/2500		G1/1800
BVH (80°-90°)	14.6	0.2			G1/100
UL (90°-100°)	0.0	0.0		U0/0	
UH (100°-180°)	0.0	0.0		U0/0	

BUG Rating: B3-U0-G1

Type V Short



REPORT NUMBER: P946175
 CATALOG NUMBER: GALN-SB1D-930-U-5NQ

CANDELA DISTRIBUTION (FULL):

	0°	5°	15°	25°	35°	45°	55°	65°	75°	85°
0°	883.1	883.1	883.1	883.1	883.1	883.1	883.1	883.1	883.1	883.1
2.5°	889.0	886.0	888.3	886.4	884.9	883.4	884.2	886.8	887.9	888.3
5°	900.9	898.3	899.4	899.4	896.8	896.1	896.5	898.3	900.6	900.6
7.5°	920.3	917.7	920.3	918.8	916.6	915.8	915.4	916.9	920.3	920.3
10°	943.7	940.8	942.2	941.5	938.9	937.8	937.4	939.6	942.6	942.2
12.5°	969.4	966.1	967.9	965.7	965.0	963.8	963.8	963.5	965.3	963.8
15°	998.1	995.9	996.6	995.1	996.2	995.5	992.5	991.0	991.8	989.5
17.5°	1032.0	1026.8	1029.4	1028.6	1028.6	1030.1	1025.3	1023.4	1024.9	1022.7
20°	1071.1	1065.8	1067.0	1065.5	1063.6	1065.1	1059.1	1060.6	1061.7	1060.3
22.5°	1113.9	1107.2	1106.8	1107.5	1103.4	1103.8	1099.7	1103.4	1105.7	1101.6
25°	1157.8	1150.7	1155.6	1153.7	1148.5	1149.6	1146.6	1150.4	1152.2	1147.0
27.5°	1204.3	1199.5	1204.0	1205.1	1198.7	1203.2	1198.7	1202.1	1204.0	1196.1
30°	1258.7	1253.8	1257.9	1260.9	1253.5	1260.5	1256.8	1259.1	1259.4	1250.1
32.5°	1317.9	1310.4	1320.9	1322.3	1314.2	1322.7	1317.9	1320.9	1322.7	1310.1
35°	1390.1	1380.8	1392.7	1390.8	1383.8	1390.8	1386.4	1390.8	1395.3	1380.1
37.5°	1467.9	1458.2	1470.9	1467.5	1460.8	1465.7	1463.1	1466.0	1473.1	1456.7
40°	1553.5	1541.6	1558.7	1552.8	1546.5	1545.7	1547.2	1549.1	1558.4	1540.1
42.5°	1645.1	1632.5	1658.1	1648.8	1639.9	1633.9	1638.8	1642.5	1651.4	1631.0
45°	1749.7	1735.2	1768.7	1757.5	1743.4	1731.1	1738.9	1744.5	1757.5	1733.0
47.5°	1865.1	1848.8	1884.5	1881.1	1858.1	1831.3	1849.1	1865.1	1874.8	1845.0
50°	1977.9	1965.3	2012.2	2016.3	1988.0	1950.4	1975.3	1999.5	2002.1	1963.0
52.5°	2083.7	2071.0	2139.1	2164.8	2139.5	2094.8	2121.3	2145.8	2126.1	2075.5
55°	2168.2	2157.7	2244.5	2310.8	2319.3	2282.5	2298.1	2297.4	2232.6	2154.8
57.5°	2188.6	2187.2	2296.6	2437.0	2526.3	2530.8	2499.9	2421.0	2281.3	2176.7
60°	2095.6	2104.9	2255.3	2502.9	2741.1	2840.1	2706.5	2481.3	2225.9	2080.7
62.5°	1817.1	1841.7	2023.0	2422.4	2914.6	3196.0	2872.2	2389.7	1998.0	1808.5
65°	1302.2	1345.1	1545.3	2067.3	2899.0	3508.8	2848.3	2050.5	1560.2	1341.7
67.5°	590.8	634.4	804.5	1415.4	2520.0	3423.9	2514.0	1430.3	844.7	636.6
70°	214.1	221.5	276.2	566.6	1610.5	2728.1	1679.4	570.7	293.7	236.0
72.5°	129.6	130.7	142.2	202.9	559.5	1656.3	583.4	209.6	145.2	128.8
75°	82.3	81.5	101.3	124.0	198.4	558.8	208.1	124.0	100.9	92.0
77.5°	59.2	61.1	72.6	92.7	125.1	189.5	122.9	88.6	72.6	59.6
80°	44.3	45.4	52.9	72.2	87.9	118.0	78.2	65.5	54.7	37.2
82.5°	32.0	32.0	34.6	52.5	53.6	63.7	42.4	46.2	36.1	26.4
85°	19.0	18.6	21.6	31.3	27.9	23.5	19.4	28.3	22.7	16.4
87.5°	6.7	7.1	6.7	8.9	7.4	6.3	6.0	7.8	6.3	5.6
90°	0.0	0.0	0.0	0.0	0.0	0.0	0.0	0.0	0.0	0.0

(END C

90°
883.1
888.3
900.6
919.2
941.5
964.6
989.9
1024.5
1063.6
1105.7
1153.0
1202.1
1255.7
1318.6
1389.4
1466.8
1546.1
1641.8
1745.6
1855.1
1967.9
2077.0
2157.4
2170.0
2063.6
1797.4
1325.7
627.3
233.0
131.0
92.7
60.7
38.3
26.4
16.0
5.2
0.0

OF REPORT)